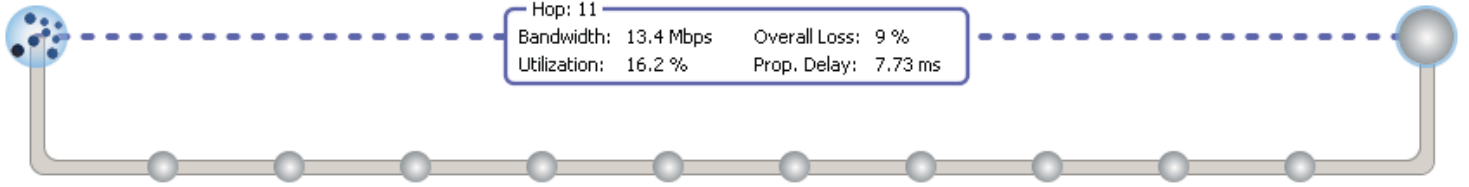



Test Results Report - 209.85.165.99


212429-WEB2 (69.20.5.103)

hs-7960-101 (209.85.165.99)



Readiness

Voice  Ready - Good performance

Data  Not Ready - Very Poor performance with degradation sources identified

Diagnostics

- [Bandwidth constriction \(12.5Mbps\) detected between hop 9 \(216.239.47.126\) and hop 10 \(74.125.199.6\)](#)
- [Packet loss \(14%\) detected at target \(209.85.165.99\)](#)
- [Packet reordering \(37%\) detected at target \(209.85.165.99\)](#)

Recommendations

- Resolve bandwidth constriction at hop 10 (74.125.199.6)

Settings

Test ID:	3775	Test Scope:	Full Path
Sequencer:	212429-WEB2 - (127.0.0.1) Network Interface 69.20.5.103	Codec:	G.711
Test Name:	Monitor suspects packet loss violated	Concurrent Calls:	1
		QoS Enabled:	No










Test Status

Test Status: Completed **Start Time:** 2009-06-11 11:07:56

Detailed Voice Results - 209.85.165.99

Hop	Severity	IP Address	Host Name	Measured MOS	Best MOS	Worst MOS	Prop. Delay (1way, ms)	Jitter (Avg/Max, 1way, ms)	RTT (Min/Avg/Max, ms)	Bandwidth (2way, Mbps)	Utilization (%)	Packets Sent	Packets Lost
1		69.20.5.66	fw1.initech.com	4.3	4.3	4.3	0.17	0.06 / 3.88	0.35 / 0.45 / 2.78	26.7	2.00	500	0
Observation												Frequency	
CPU-limited response - apparent bandwidth depressed [May be a slow CPU or a deliberate limiting mechanism]												-	
2		69.20.3.2	core-3.initech.com	3.7	3.9	3.6	0.10	10.7 / 124	0.22 / 7.18 / 204	48.0	92.6	500	0
Observation												Frequency	
High utilization detected [Intermediate device CPU effect only - not present on end-to-end path] [May indicate that the device is over-burdened or failing]												93%	
CPU-limited response - apparent bandwidth depressed [May be a slow CPU or a deliberate limiting mechanism]												-	
Sub-optimal MOS indicates presence of user-detectable voice degradation [Packet discards due to excessive jitter identified as major cause] [See Help for details]												-	
3		69.20.1.35	core-77.initech.com	4.3	4.3	3.5	0.18	0.04 / 1.28	0.36 / 15.4 / 219	45.2	90.7	500	0
Observation												Frequency	
High utilization detected [Intermediate device CPU effect only - not present on end-to-end path] [May indicate that the device is over-burdened or failing]												91%	
Inconsistent handling of VoIP packets detected [Under network load, VoIP applications may experience excessive jitter] [Check for tendency toward decreasing MOS with increasing call load] [See Help for details]												-	
CPU-limited response - apparent bandwidth depressed [May be a slow CPU or a deliberate limiting mechanism]												-	
4		69.20.2.193	core-87.initech.com	4.3	4.3	4.1	0.18	0.11 / 7.87	0.38 / 2.68 / 168	45.4	11.3	500	0
Observation												Frequency	
CPU-limited response - apparent bandwidth depressed [May be a slow CPU or a deliberate limiting mechanism]												-	
5		207.235.17.38	207.235.17.38	4.3	4.3	4.3	0.23	1.22 / 32.9	0.46 / 2.37 / 53.7	144	93.6	500	0
Observation												Frequency	
High utilization detected [Intermediate device CPU effect only - not present on end-to-end path] [May indicate that the device is over-burdened or failing]												94%	
6		216.239.48.108	ce5-mpls.acmecom.com	4.3	4.3	4.3	0.77	1.48 / 25.5	1.55 / 2.91 / 30.8	71.5	87.0	500	0
Observation												Frequency	
High utilization detected [Intermediate device CPU effect only - not present on end-to-end path] [May indicate that the device is over-burdened or failing]												87%	
7		66.249.95.149	66.249.95.149	4.3	4.3	4.3	7.26	2.15 / 26.0	14.5 / 18.5 / 53.6	66.3	88.5	500	0
Observation												Frequency	













Detailed Voice Results - 209.85.165.99

Hop	Severity	IP Address	Host Name	Measured MOS	Best MOS	Worst MOS	Prop. Delay (1way, ms)	Jitter (Avg/Max, 1way, ms)	RTT (Min/Avg/Max, ms)	Bandwidth (2way, Mbps)	Utilization (%)	Packets Sent	Packets Lost
7		66.249.95.149	66.249.95.149	4.3	4.3	4.3	7.26	2.15 / 26.0	14.5 / 18.5 / 53.6	66.3	88.5	500	0
Observation												Frequency	
 High utilization detected												88%	
[Intermediate device CPU effect only - not present on end-to-end path]													
[May indicate that the device is over-burdened or failing]													
8		72.14.236.175	72.14.236.175	4.3	4.3	4.3	7.70	3.30 / 31.2	15.4 / 19.0 / 48.1	60.9	91.7	500	0
Observation												Frequency	
 High utilization detected												92%	
[Intermediate device CPU effect only - not present on end-to-end path]													
[May indicate that the device is over-burdened or failing]													
9		216.239.47.126	216.239.47.126	4.3	4.3	4.3	7.74	3.32 / 8.24	15.5 / 18.9 / 32.0	55.6	89.3	500	0
Observation												Frequency	
 High utilization detected												89%	
[Intermediate device CPU effect only - not present on end-to-end path]													
[May indicate that the device is over-burdened or failing]													
10		74.125.199.6	74.125.199.6	4.3	4.3	4.3	8.04	3.33 / 8.54	16.1 / 21.4 / 32.8	12.5	68.2	500	0
Observation												Frequency	
 High utilization detected												68%	
[Intermediate device CPU effect only - not present on end-to-end path]													
11		209.85.165.99	hs-7960-101	4.3	4.3	2.6	7.73	0.85 / 2.56	15.5 / 17.4 / 26.1	13.4	16.2	500	0

Detailed Data Results - 209.85.165.99

Hop	Severity	IP Address	Host Name	Packet Loss (%)	Bandwidth (2way, Mbps)	Utilization (%)	Measured MTU (bytes)	Prop. Delay (1way, ms)	Jitter (Avg/Max, 1way, ms)	RTT (Min/Avg/Max, ms)	Packets Sent	Packets Lost
1		69.20.5.66	fw1.initech.com	0	26.7	2.00	1500	0.17	0 / 7.87	0.35 / 0.45 / 2.78	900	0
Observation											Frequency	
CPU-limited response - apparent bandwidth depressed [May be a slow CPU or a deliberate limiting mechanism]											-	
2		69.20.3.2	core-3.initech.com	0	48.0	92.6	1500	0.10	4.27 / 102	0.22 / 7.18 / 204	900	0
Observation											Frequency	
High utilization detected [Intermediate device CPU effect only - not present on end-to-end path] [May indicate that the device is over-burdened or failing]											93%	
CPU-limited response - apparent bandwidth depressed [May be a slow CPU or a deliberate limiting mechanism]											-	
3		69.20.1.35	core-77.initech.com	0	45.2	90.7	1500	0.18	3.53 / 109	0.36 / 15.4 / 219	900	0
Observation											Frequency	
High utilization detected [Intermediate device CPU effect only - not present on end-to-end path] [May indicate that the device is over-burdened or failing]											91%	
CPU-limited response - apparent bandwidth depressed [May be a slow CPU or a deliberate limiting mechanism]											-	
4		69.20.2.193	core-87.initech.com	0	45.4	11.3	1500	0.18	0.06 / 84.0	0.38 / 2.68 / 168	900	0
Observation											Frequency	
CPU-limited response - apparent bandwidth depressed [May be a slow CPU or a deliberate limiting mechanism]											-	
5		207.235.17.38	207.235.17.38	0	144	93.6	1500	0.23	1.66 / 26.6	0.46 / 2.37 / 53.7	900	0
Observation											Frequency	
High utilization detected [Intermediate device CPU effect only - not present on end-to-end path] [May indicate that the device is over-burdened or failing]											94%	
6		216.239.48.108	ce5-mpls.acmecom.com	0	71.5	87.0	1500	0.77	1.52 / 43.6	1.55 / 2.91 / 30.8	900	0
Observation											Frequency	
High utilization detected [Intermediate device CPU effect only - not present on end-to-end path] [May indicate that the device is over-burdened or failing]											87%	
7		66.249.95.149	66.249.95.149	0	66.3	88.5	1500	7.26	1.51 / 63.6	14.5 / 18.5 / 53.6	900	0
Observation											Frequency	
High utilization detected [Intermediate device CPU effect only - not present on end-to-end path] [May indicate that the device is over-burdened or failing]											88%	
Packet reordering detected [Relatively low levels should not affect network performance]											11%	
8		72.14.236.175	72.14.236.175	0	60.9	91.7	1500	7.70	2.92 / 31.7	15.4 / 19.0 / 48.1	900	0
Observation											Frequency	

Detailed Data Results - 209.85.165.99

Hop	Severity	IP Address	Host Name	Packet Loss (%)	Bandwidth (2way, Mbps)	Utilization (%)	Measured MTU (bytes)	Prop. Delay (1way, ms)	Jitter (Avg/Max, 1way, ms)	RTT (Min/Avg/Max, ms)	Packets Sent	Packets Lost
8		72.14.236.175	72.14.236.175	0	60.9	91.7	1500	7.70	2.92 / 31.7	15.4 / 19.0 / 48.1	900	0
Observation											Frequency	
 High utilization detected											92%	
[Intermediate device CPU effect only - not present on end-to-end path]												
[May indicate that the device is over-burdened or failing]												
 Packet reordering detected											7%	
[Relatively low levels should not affect network performance]												
9		216.239.47.126	216.239.47.126	0	55.6	89.3	1500	7.74	2.41 / 8.30	15.5 / 18.9 / 32.0	900	0
Observation											Frequency	
 High utilization detected											89%	
[Intermediate device CPU effect only - not present on end-to-end path]												
[May indicate that the device is over-burdened or failing]												
 Packet reordering detected											9%	
[Relatively low levels should not affect network performance]												
10		74.125.199.6	74.125.199.6	0	12.5	68.2	1500	8.04	2.71 / 8.35	16.1 / 21.4 / 32.8	900	0
Observation											Frequency	
 High utilization detected											68%	
[Intermediate device CPU effect only - not present on end-to-end path]												
 Packet reordering detected											45%	
[Excessive levels may cause performance degradation in some applications]												
11		209.85.165.99	hs-7960-101	14	13.4	16.2	1500	7.73	0.10 / 5.32	15.5 / 17.4 / 26.1	900	125
Observation											Frequency	
 Packet loss detected											14%	
[Exceeds reasonable tolerances for this network path]												
 Packet reordering detected											37%	
[Excessive levels may cause performance degradation in some applications]												